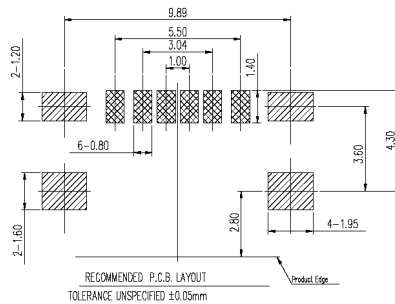
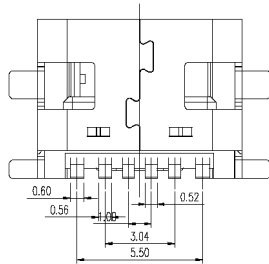
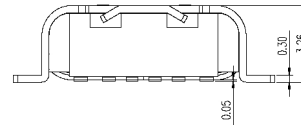
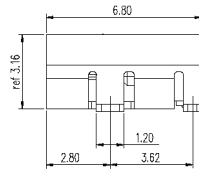
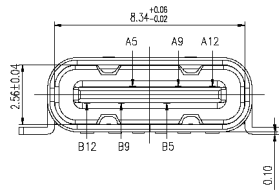
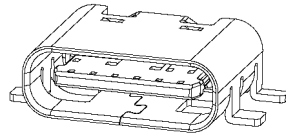
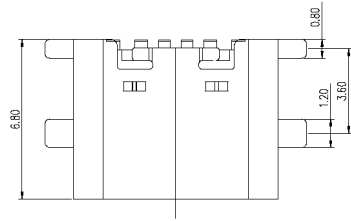


REV	LTR	DESCRIPTION	DATE	APPROVED
A0		依新料号编码原则发行图面	20160406	

# Kinghelm®



NOTE:

1.MATERIAL SPECIFICATION:

- 1.HOUSING: HIGH TEMPERATURE RESISTANT PLASTIC, UL94 V-0.
- 2.CONTACTS: COPPER ALLOY
- 3.MID PLATE: STAINLESS STEEL
- 4.FRONT SHELL: STAINLESS STEEL

2.PLATING SPECIFICATION:

2-1.CONTACTS:

- Ni 50u" MIN. UNDER PLATED OVER ALL.
- Au PLATED ON THE FUNCTIONAL AREA OF CONTACT.
- (GOLD PLATING THICKNESS FOLLOW THE P/N)

PLATING SPECIFICATIONS OF THE SOLDER AREA FOLLOW THE P/N

2-2.FRONT SHELL:

SEE TABLE1.

2-3.SHIELD PLATE&EMI PLATE:

CLEAR ONLY

3.MECHANICAL PERFORMANCE,

- 3-1.INSERTION FORCE: 0.5~2.0kgf.
- 3-2.REMOVAL FORCE: 0.8kgf~2.0kgf.
- 3-3.DURABILITY: 5000 CYCLES.

4.ELECTRICAL PERFORMANCE,

- 4-1. CURRENT RATING: 3.0A  
VOLTAGE RATING: 5.0V
- 4-2. LLCR:  
VBUS & GND PINS AND OTHER PINS: 40mΩ/PIN MAX.  
SHIELD: 50mΩ /MAX.  
LLCR MAX. CHANGE OF ALL PINS: 10mΩ.
- 4-3.INSULATION RESISTANCE: 100MΩ MIN
- 4-4.DIELECTRIC WITHSTAND VOLTAGE, AC 100V FOR 1 MINUTE.

5. ENVIRONMENTAL PERFORMANCE:

- OPERATING TEMPERATURE: -25°C~+85°C.
- 6.IR REFLOW:  
THE PEAK TEMPERATURE ON THE BOARD SHALL  
BE MAINTAINED FOR 10 SECONDS AT 260°C.

PIN ASSIGNMENTS

A5	CC1	B12	GND
A9	VBUS	B9	VBUS
A12	GND	B5	CC2
PIN	SIGNAL NAME	PIN	SIGNAL NAME

深圳市金航标电子有限公司

WWW. BDS666. COM

0755-83044319

型号: KH-TYPE-C-W. SMT-6P

TOLERANCE		NAME (INTENDED USE) CUSTOMER DRAWING		TITLE: TYPE-C 6PIN 板上贴片SMT	
X.X ±0.30	X.* ±10'	PART NO.		DRAWG NO.	
.XX ±0.20	.X' ± 8'	HYS			
.XXX ±0.10	.XX' ± 5'	DESIGN: DRAW			
MATERILA		CHED:			
FINISH		APPD:			

SCALE	SHEET	REV.
SCALE	SHEET	REV